




Head to the rescue with helicopter heroes Roto and Roy in this storytime adventure.

**LET'S ROCK!**


This kit contains a coloring page, a maze, a matching activity, and a paper airplane craft so you can fly to the rescue—everything you need to be your own hero!

Need more daring ideas?

Learn more about helicopters, firefighters, and first responders by asking your local librarian or bookseller for recommendations!



Go outside and look up. What do you see? If there are clouds, what story are they telling? If there are planes or helicopters, where do you think they're going?




Find a trusty friend to be the Roto to your Roy and devise your own imaginary mission. The sky is the limit!





Save the day by coloring in superheroes Roto and Roy!




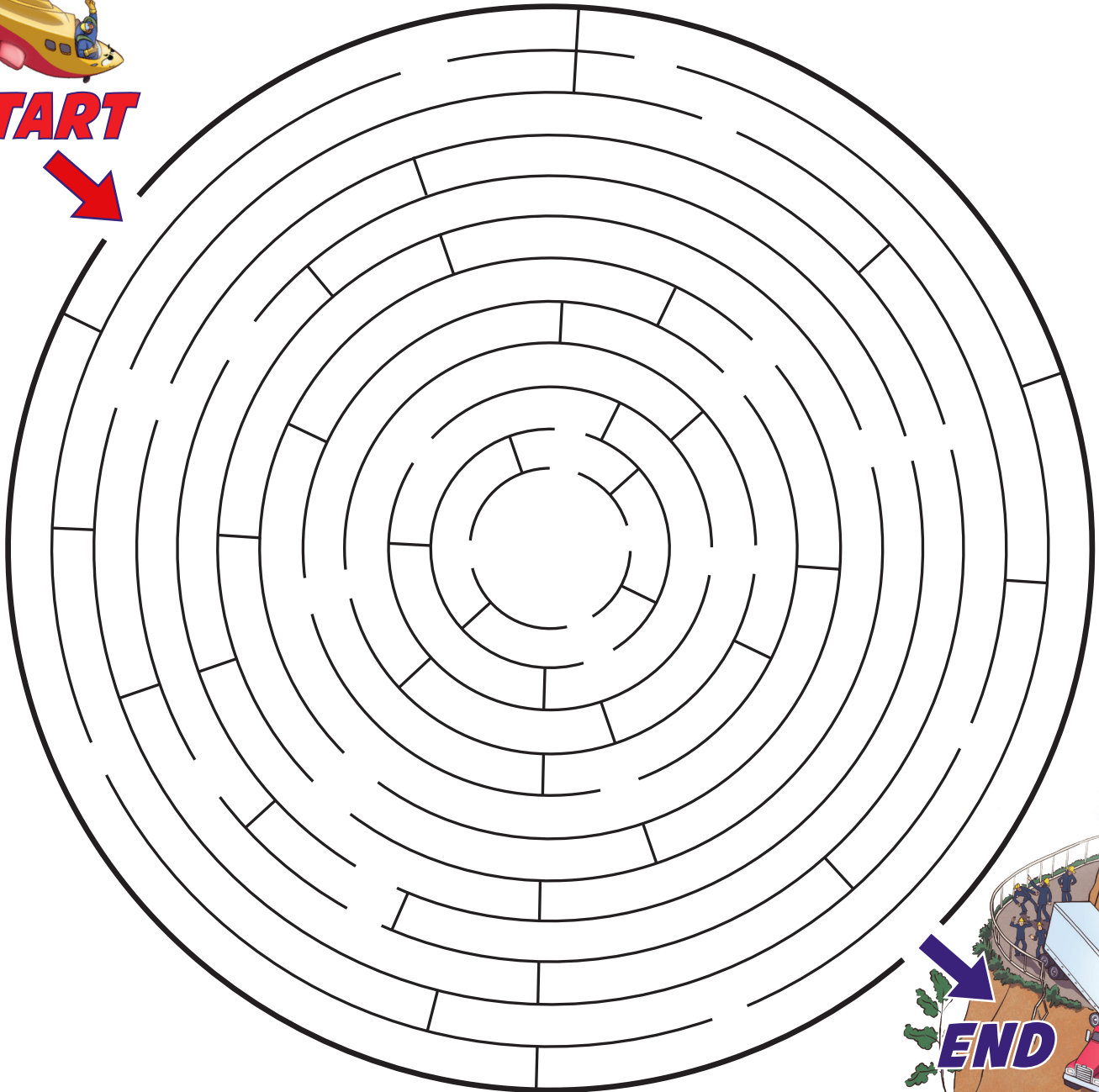


Oh no! Do you see someone in danger?

Help Roto and Roy fly to the dangling truck so they can hoist it to safety!



**START**




**END**



## INSTRUCTIONS

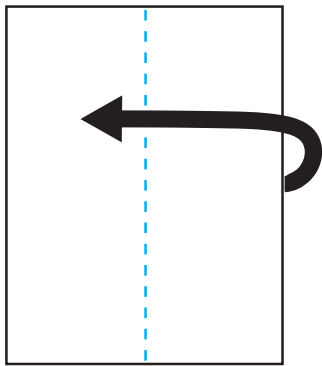
1. Cut out the squares along the dotted lines (or ask an adult to help you)!
2. Flip the pictures facedown on a table and mix them up.
3. Grab a friend and take turns trying to match two of the same picture.
4. Whoever has the most pairs at the end is the winner!



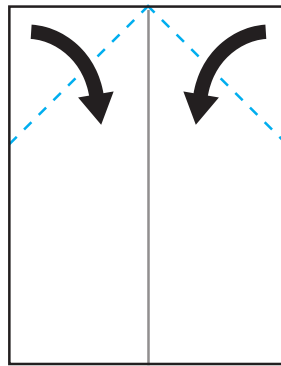


Make your own airplane so that you can fly along with Roto and Roy on their next mission. You can even use this page!

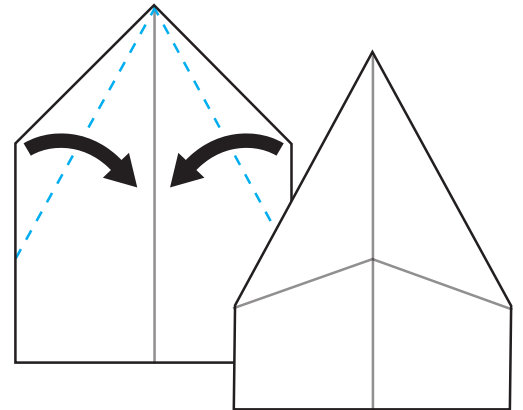
## INSTRUCTIONS



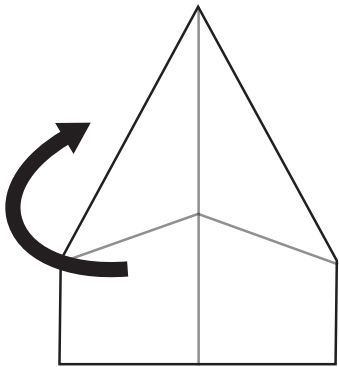
1. Grab a sheet of 8 ½" x 11" paper. Fold it in half lengthwise and then unfold.



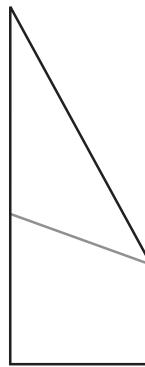
2. Fold the top two corners inward to the middle line.



3. Fold the top edges inward to the middle line.



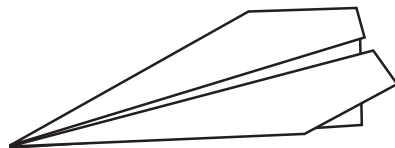
4. Flip the folded paper over.



5. Fold in half along the middle line.



6. Fold the outer corner down to the middle line.



7. Your airplane is ready to soar to the rescue!